

SO, WHAT'S IN THE 2024-25 BUDGET FOR DEFENCE?

Defence funding for 2024-25 reaches a record

\$55.687bn



6.3% increase compared to the previous year, reaching 2.03% of GDP.

with a notable increase projected for 2027-28, hitting

\$67.393bn

(nearly \$7bn increase from previous year)



By 2033-34, the budget is set to exceed

\$100 bn

over 2.3% of GDP

MAJOR INVESTMENT COMMITMENTS:

\$81.9M

Allocated for defence industry jobs under the Shipbuilding Employment Pathways Initiative, supply chain support and workforce development

\$166.2M

Grants over five years starting 2023-24 to support small and medium businesses and local defence industry under the 2024 DIDS.

\$28M

To implement reforms under the Defence Trade Controls Amendment Act 2024, focusing on industry engagement and boosting trade among AUKUS partners.

\$232.3M

For international military support and assistance activities, **including \$144.3 for additional military support** to Ukraine

\$17.5M

To create a new Parliamentary Joint Committee on Defence for better oversight of Defence's role in Australia's strategic environment.

KEY OBSERVATIONS:

\$50.3bn

Over a decade

For capability enhancement as part of the National Defence Strategy (NDS)

Personnel costs exceeded estimates by around

\$1bn

due to cost-of-living increases

\$2bn

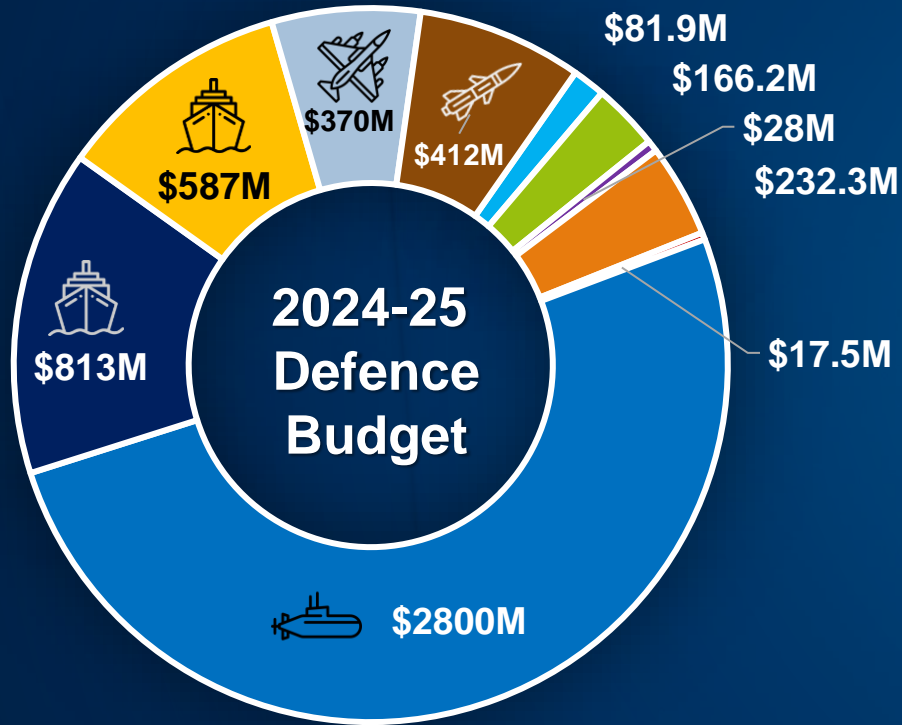
less than estimated

Capability acquisition expenditure due to procurement slowdown

Sustainment costs exceeded estimates by




\$943m

SO, WHAT'S IN THE 2024-25 BUDGET FOR DEFENCE? (Cont.)



Breakdown of Defence Budget allocation by Program and Initiatives

Maritime Project Spending:



-  Nuclear Submarines
-  Hunter-class Frigate Projects
-  Arafura-class Offshore Patrol Vessels

2023-24	2024-25	2027-28
\$475 m	\$2.8 bn	\$4.97 bn

\$813 m

\$587 m

Air Force Spending:

-  F-35 Lightning project nearing completion: \$12.4 billion spent
-  Increased spending on weapons for F-35s and Super Hornets (LRASM and JASM-ER)

\$370 m

\$412 m

Personnel challenges

Need for **63,597** uniformed personnel vs. 58,600 actual (2023-24)

Public servant employment goals

18,000	2023-24
19,127	2024-25
20,150	2027-28

